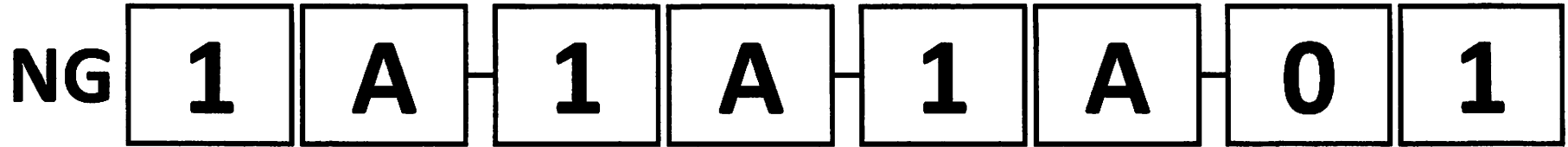


# NG Shifter - Generic Assembly Number

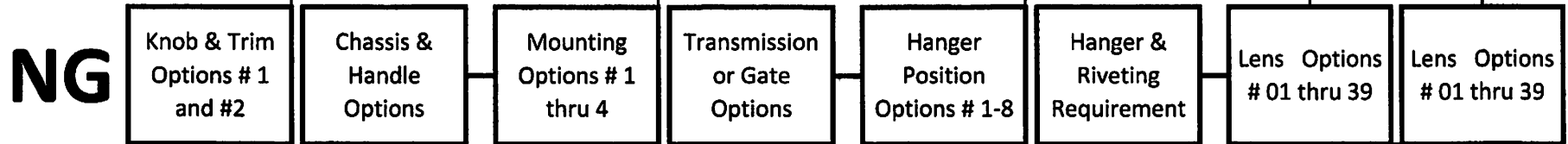


Future options provide for the potential of up to 6 options - see FP1047-2, chart #1

Mount & Reverse, or lock (LOK), options-see FP1047-2, chart #2

Hanger position & pull or push into reverse-see FP1047-2, chart #3

Lens/Position Indicator - see FP1047-2, chart #4



A	Standard-Chassis, Handle & Light Bracket
B	Standard-Chassis & Handle Ground Light Bracket
C	Standard-Chassis & Light Bracket: Special Handle
D	Special-Chassis: Standard - Handle & Light Bracket
E	Special-Chassis & Handle Standard. Light Bracket

AT/MT:N112-1:R/F	A
AT/MT:N112-2:R/R	B
MT/HT:N112-5:R/F	C
Hoist:N112-9:LOK/C	D
PTO:N112-12:LOK/R	E
Dihatsu:N112-14:P/F	F
Dihatsu:N112-15:P/R	G
1K/2K:N112-16:R/F	H
1K/2K:N112-17:R/R	I
6R140:82281800:R/F	J

N119-1: Lower holes	A
N119-2: Lower holes	B
N119-1: Upper holes	C
N119-2: Upper holes	D
N119-4: Lower holes	E
N119-4: Upper holes	F

Based on mounting and gate required

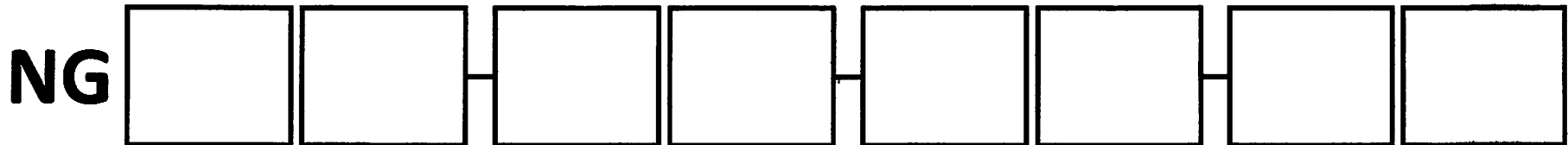
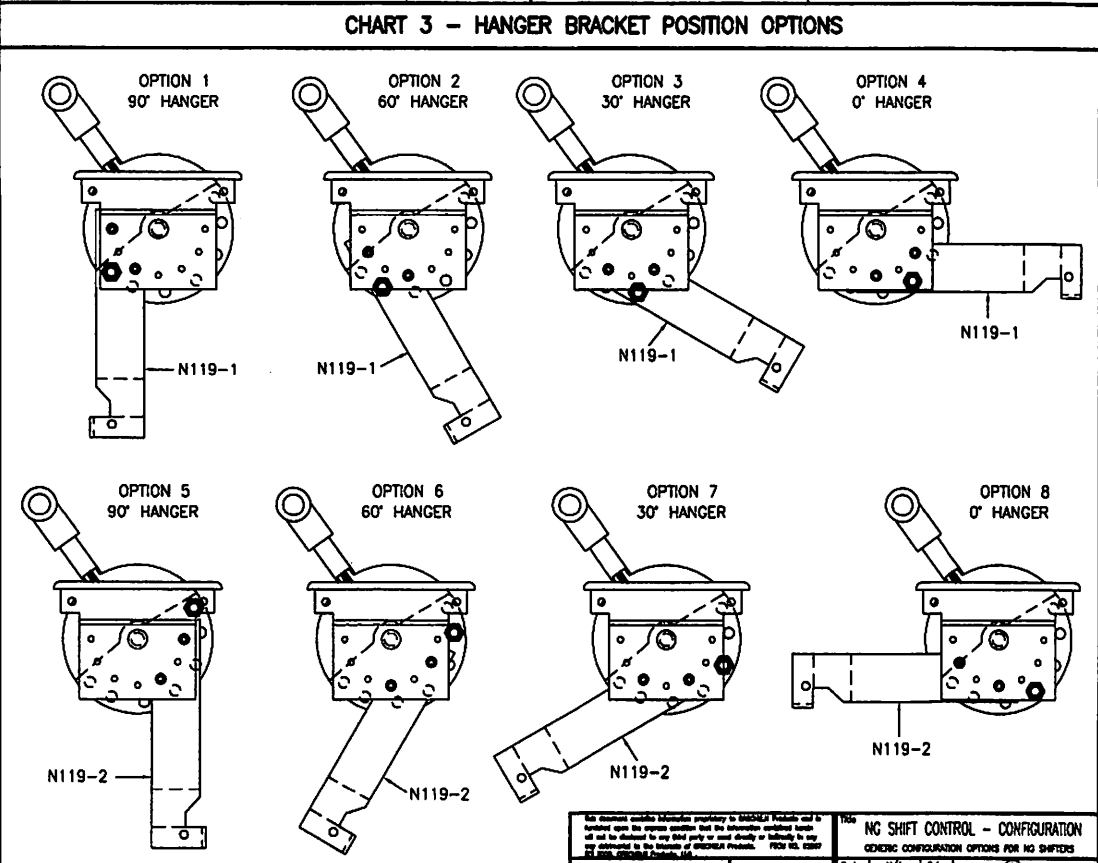
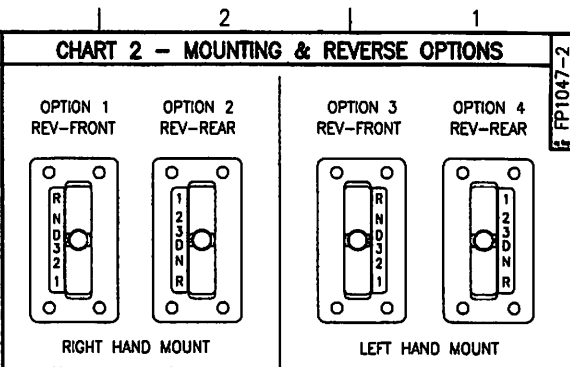
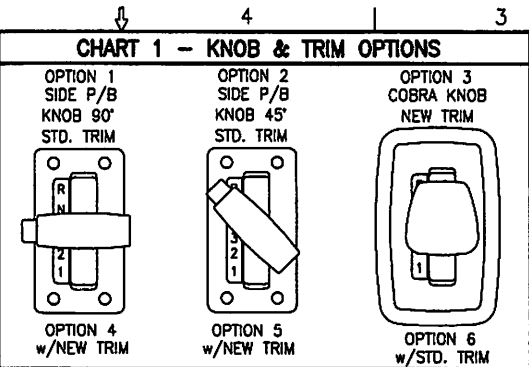


CHART 4 - LENS/POSITION STRIP OPTIONS		
<b>N108-1(01)</b> AT/MT-TRANSMISSION R/H MOUNT RND321	<b>N108-2(02)</b> AT/MT-TRANSMISSION R/H MOUNT 123DNR	<b>N108-3(03)</b> AT/MT-TRANSMISSION L/H MOUNT RND321
<b>N108-7(07)</b> AT/MT-TRANSMISSION R/H MOUNT RN2-5 2-4 2 1	<b>N108-19(19)</b> MT/HT-TRANSMISSION R/H MOUNT RND4321	<b>N108-27(27)</b> HOIST CONTROL R/H MOUNT DOWN UP
<b>N108-29(29)</b> PTO CONTROL R/H MOUNT IN P T O U T	<b>N108-31(31)</b> DIHATSU-TRANSMISSION L/H MOUNT PRND2L	<b>N108-32(32)</b> AT/MT-TRANSMISSION R/H MOUNT RND2-4 2 1
<b>N108-33(33)</b> DIHATSU-TRANSMISSION R/H MOUNT PRND2L	<b>N108-34(34)</b> 1K/2K-TRANSMISSION R/H MOUNT RND421	<b>N108-36(36)</b> 1K/2K-TRANSMISSION R/H MOUNT RND431
<b>N108-37(37)</b> 1K/2K-TRANSMISSION L/H MOUNT RND421	<b>N108-38(38)</b> 1K/2K-TRANSMISSION R/H MOUNT RND21	<b>N108-39(39)</b> 1K/2K & 6R140 FORD TRANSMISSION R/H MOUNT RND321



NEW RELEASE	10/12/2014
Rev.	Date
Description	Revisions

NG SHIFT CONTROL - CONFIGURATION  
 GENERIC CONFIGURATION OPTIONS FOR NG SHIFTERS

F.A.S.T. SPECIFICATION DRAWING  
 Requires Tooling  
 XT-218 & XT-238

Scale: N/A  
 Date: 10/12/2014  
 Drawn: BMS  
 Check: JKH  
 App'd: JKH

Do Not Scale Drawing

FP1047-2

FP1047-2

SHEET 2 of 3

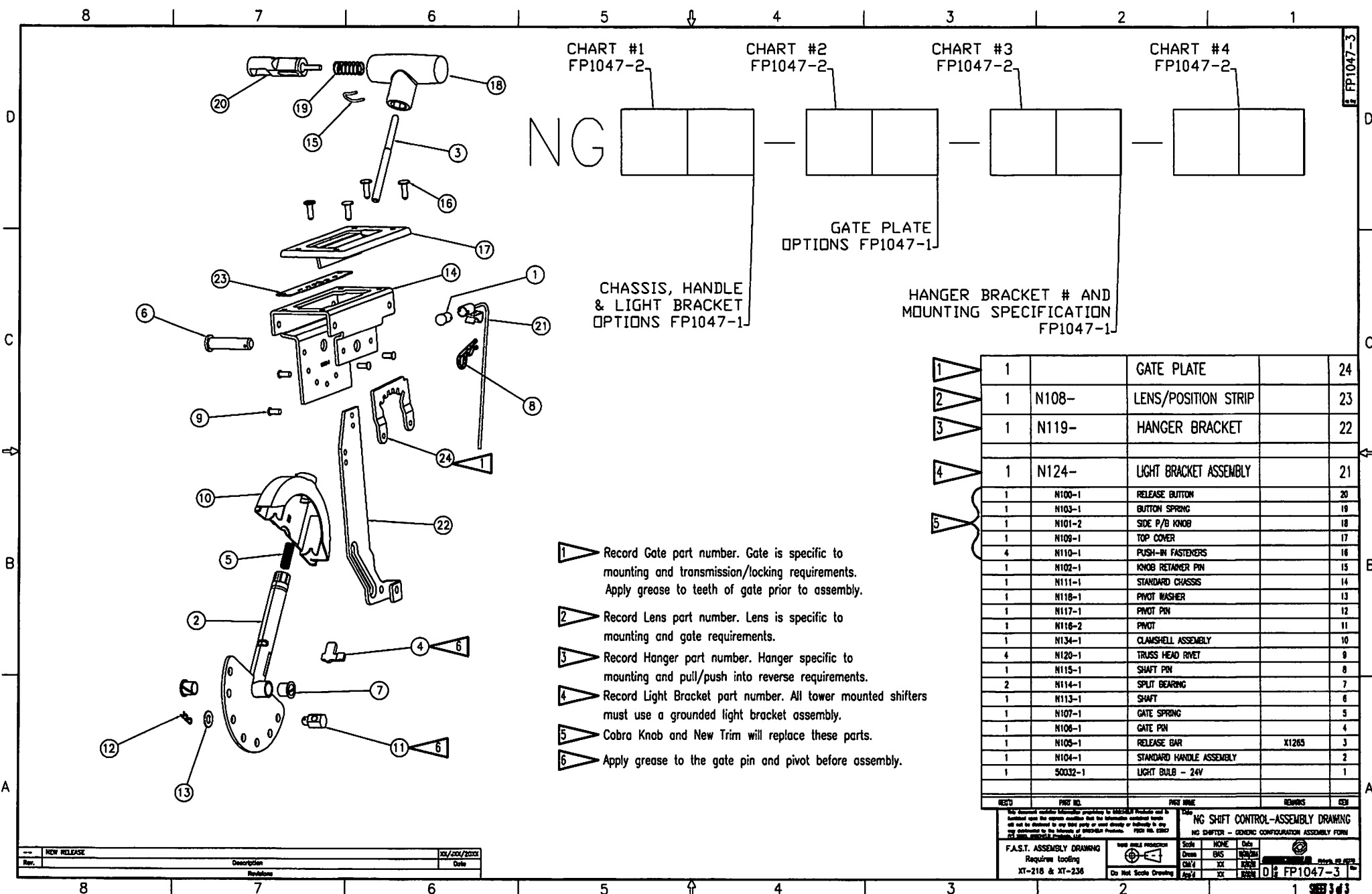


CHART #1  
FP1047-2

CHART #2  
FP1047-2

CHART #3  
FP1047-2

CHART #4  
FP1047-2

NG

CHASSIS, HANDLE  
& LIGHT BRACKET  
OPTIONS FP1047-1

GATE PLATE  
OPTIONS FP1047-1

HANGER BRACKET # AND  
MOUNTING SPECIFICATION  
FP1047-1

- 1 Record Gate part number. Gate is specific to mounting and transmission/locking requirements. Apply grease to teeth of gate prior to assembly.
- 2 Record Lens part number. Lens is specific to mounting and gate requirements.
- 3 Record Hanger part number. Hanger specific to mounting and pull/push into reverse requirements.
- 4 Record Light Bracket part number. All tower mounted shifters must use a grounded light bracket assembly.
- 5 Cobra Knob and New Trim will replace these parts.
- 6 Apply grease to the gate pin and pivot before assembly.

1		GATE PLATE	24
2	1 N108-	LENS/POSITION STRIP	23
3	1 N119-	HANGER BRACKET	22
4	1 N124-	LIGHT BRACKET ASSEMBLY	21
5	1 N100-1	RELEASE BUTTON	20
	1 N103-1	BUTTON SPRING	19
	1 N101-2	SIDE P/B KNOB	18
	1 N109-1	TOP COVER	17
	4 N110-1	PUSH-IN FASTENERS	16
	1 N102-1	KNOB RETAINER PIN	15
	1 N111-1	STANDARD CHASSIS	14
	1 N118-1	PIVOT WASHER	13
	1 N117-1	PIVOT PIN	12
	1 N116-2	PIVOT	11
	1 N134-1	CLAMSHELL ASSEMBLY	10
	4 N120-1	TRUSS HEAD RIVET	9
	1 N115-1	SHAFT PIN	8
	2 N114-1	SPLIT BEARING	7
	1 N113-1	SHAFT	6
	1 N107-1	GATE SPRING	5
	1 N106-1	GATE PIN	4
	1 N105-1	RELEASE BAR	X1265 3
	1 N104-1	STANDARD HANDLE ASSEMBLY	2
	1 50032-1	LIGHT BULB - 24V	1

REV	DESCRIPTION	DATE

NG SHIFT CONTROL-ASSEMBLY DRAWING  
NG SHIFTER - GENERIC CONFIGURATION ASSEMBLY FORM

F.A.S.T. ASSEMBLY DRAWING  
Requires tooling  
XT-216 & XT-236

Scale: NONE  
Date: 12/24/64  
Drawn: JSC  
App'd: JSC

Sheet: 3 of 3